



**Shri Shivaji Shikshan Prasarak Mandal's
Loknete Ramdas Patil Dhumal
Arts, Science and Commerce College, Rahuri**

Criterion II – Teaching–Learning and Evaluation

**Student Satisfaction Survey
(AY 2021-22)**

Based on the guidelines of National Assessment and Accreditation Council (NAAC), the college has conducted the Student Satisfaction Survey (SSS) for the quality improvements. We prepared Google form of the SSS questionnaire (20 objectives & 01 subjective) which is available in NAAC website and circulate its link among the students through student email-Id, whatsapp groups and appealed them to fill SSS questionnaires.

A total of 778 UG and PG students responded to the survey, 58 % were female students and 42 % were male students. Following is the graphical representation of ratings given on the different parameters assessed by the survey.

Survey Result Summary by using Pi Chart:

Student Satisfaction Survey AY 2021-22

778 responses

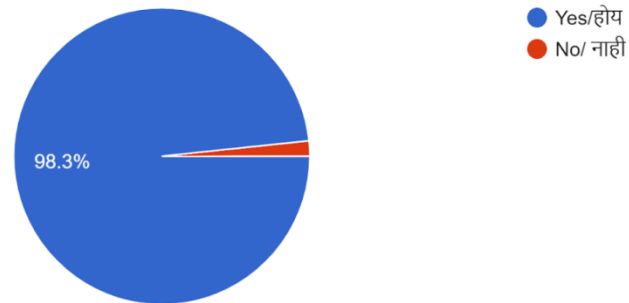
View in Sheets

Accepting responses

Summary Question Individual

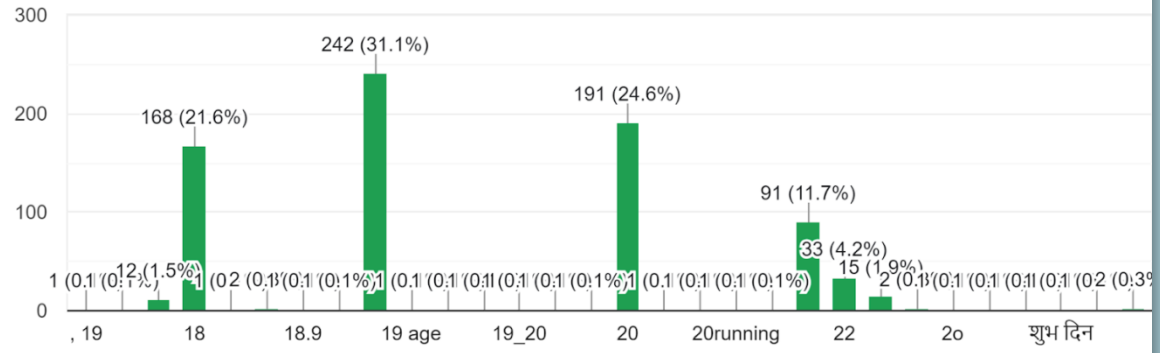
Please confirm this is the first and only time you answer this survey (कृपया खात्री करा की तुम्ही या सर्वेक्षणाचे प्रथम आणि एकमेव उत्तर दिले आहे)

778 responses



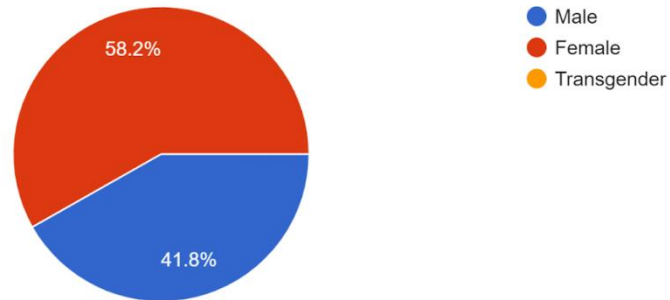
Age (वय)

778 responses



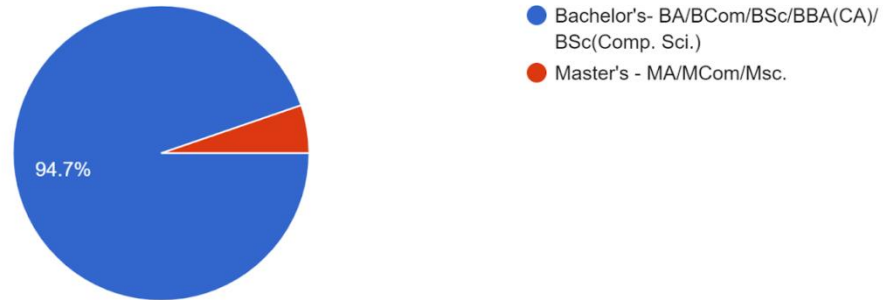
Gender (लिंग):

778 responses



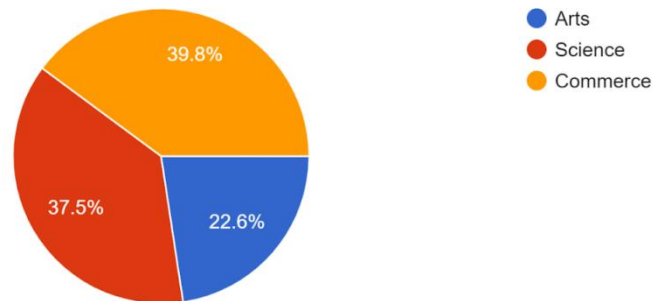
What degree program are you pursuing now? (तुम्ही आता कोणता पदवी कार्यक्रम घेत आहात?)

778 responses



What (subject) area are you currently pursuing?(What subject area are you currently pursuing?)

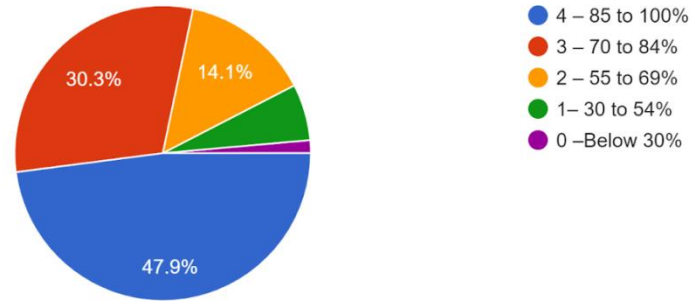
778 responses



Following are questions for online student satisfaction survey regarding teaching learning process.(
अध्यापन शिकण्याच्या प्रक्रियेसंदर्भात ऑनलाइन विद्यार्थी समाधान सर्वेक्षणासाठी खालील प्रश्न आहेत.)

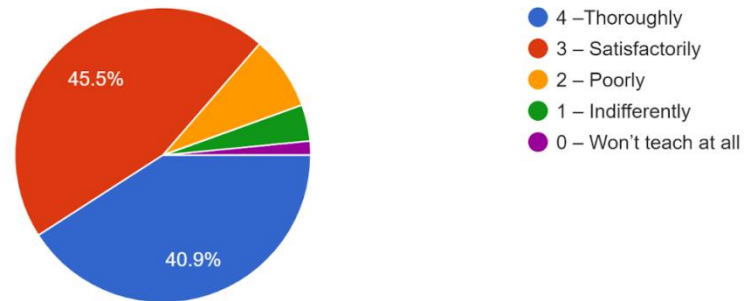
1. How much of the syllabus was covered in the class?

778 responses



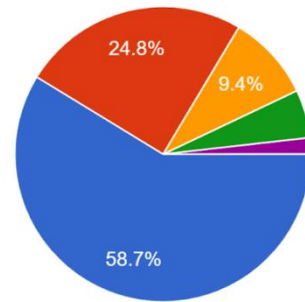
2. How well did the teachers prepare for the classes?

778 responses



3. How well were the teachers able to communicate?

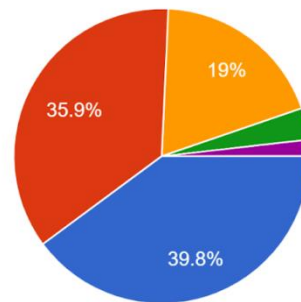
778 responses



- 4 – Always effective
- 3 – Sometimes effective
- 2 – Just satisfactorily
- 1 – Generally ineffective
- 0 – Very poor communication

4. The teacher's approach to teaching can best be described as

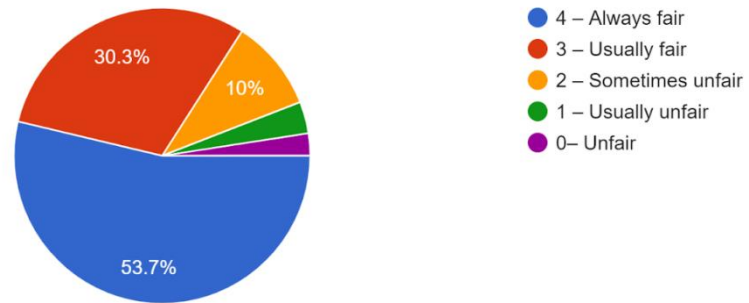
778 responses



- 4 – Excellent
- 3 – Very good
- 2 – Good
- 1 – Fair
- 0 – Poor

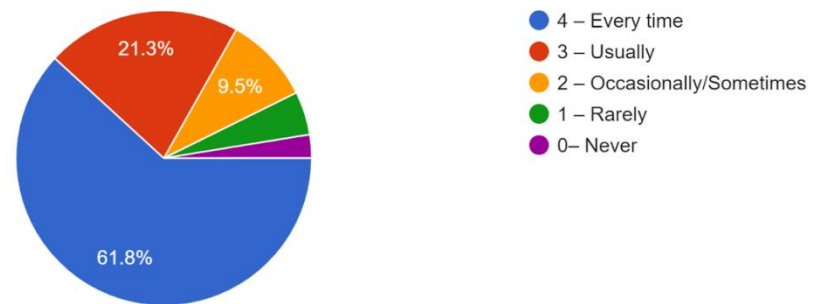
5. Fairness of the internal evaluation process by the teachers.

778 responses



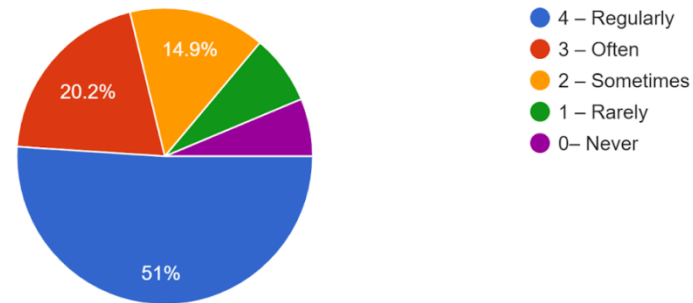
6. Was your performance in assignments discussed with you?

778 responses



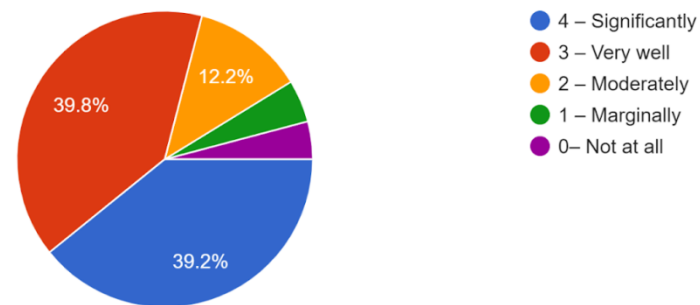
7. The institute takes active interest in promoting internship, student exchange, field visit opportunities for students.

778 responses



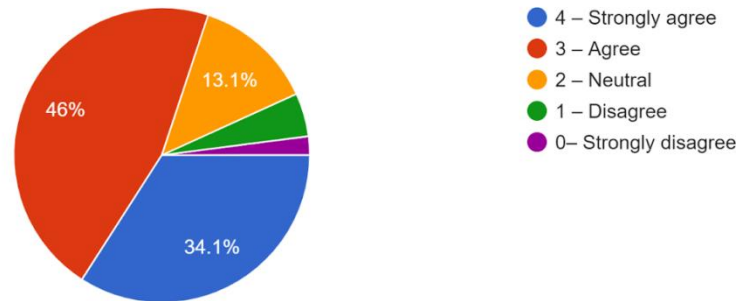
8. The teaching and mentoring process in your institution facilitates you in cognitive, social and emotional growth.

778 responses



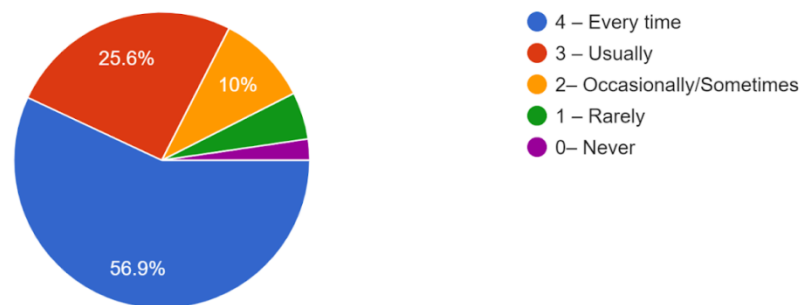
9. The institution provides multiple opportunities to learn and grow

778 responses



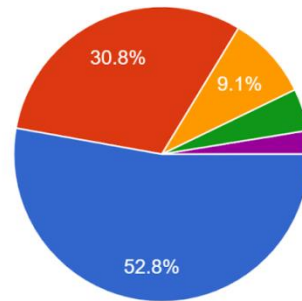
10. Teachers inform you about your expected competencies, course outcomes and programme outcomes.

778 responses



11. Your mentor does a necessary follow-up with an assigned task to you.

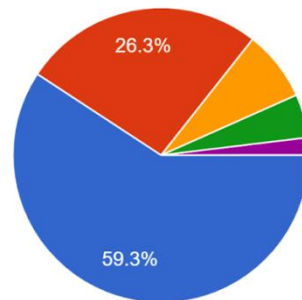
778 responses



- 4 - Every time
- 3 - Usually
- 2 - Occasionally/Sometimes
- 1 - Rarely
- 0 - Never

12. The teachers illustrate the concepts through examples and applications.

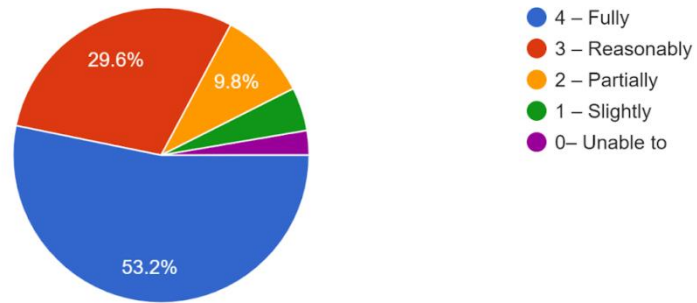
778 responses



- 4 - Every time
- 3 - Usually
- 2 - Occasionally/Sometimes
- 1 - Rarely
- 0 - Never

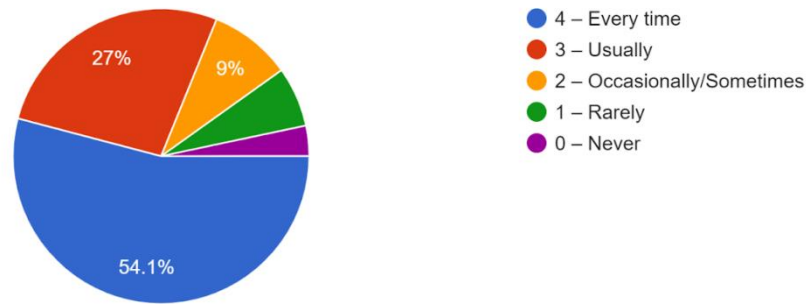
13. The teachers identify your strengths and encourage you with providing right level of challenges.

778 responses



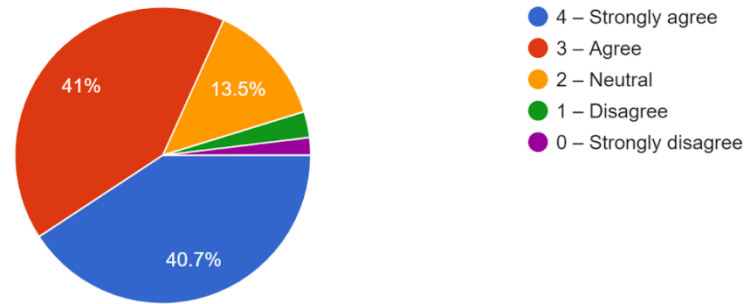
14. Teachers are able to identify your weaknesses and help you to overcome them.

778 responses



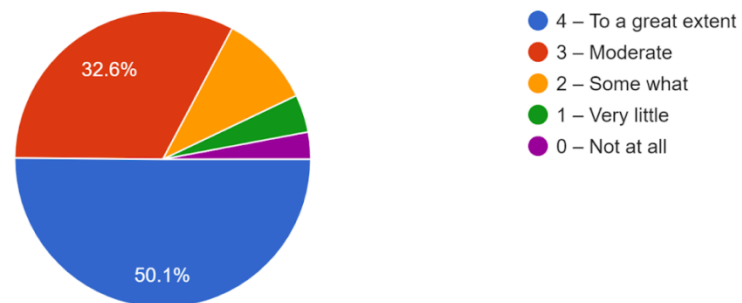
15. The institution makes effort to engage students in the monitoring, review and continuous quality improvement of the teaching learning process.

778 responses



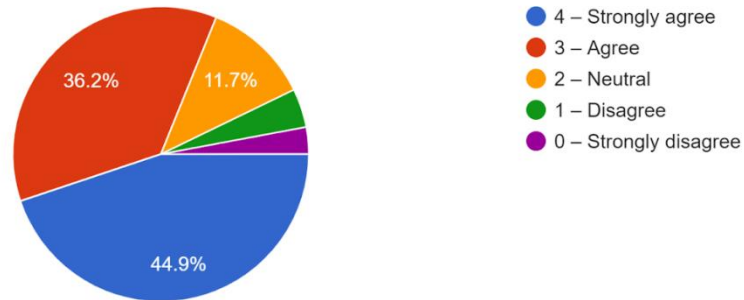
16. The institute/ teachers use student centric methods, such as experiential learning, participative learning and problem solving methodologies for enhancing learning experiences.

778 responses



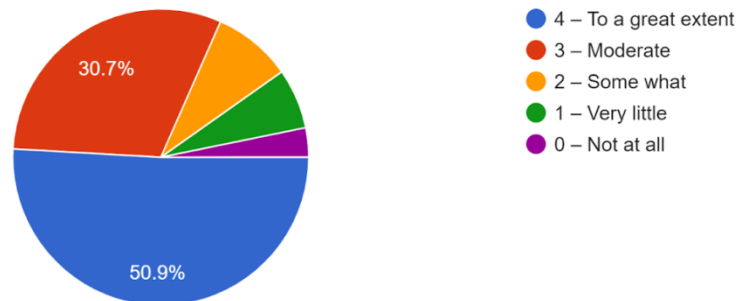
17. Teachers encourage you to participate in extracurricular activities.

778 responses



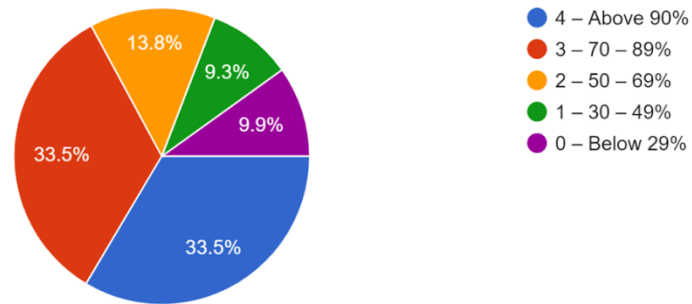
18. Efforts are made by the institute/ teachers to inculcate soft skills, life skills and employability skills to make you ready for the world of work.

778 responses



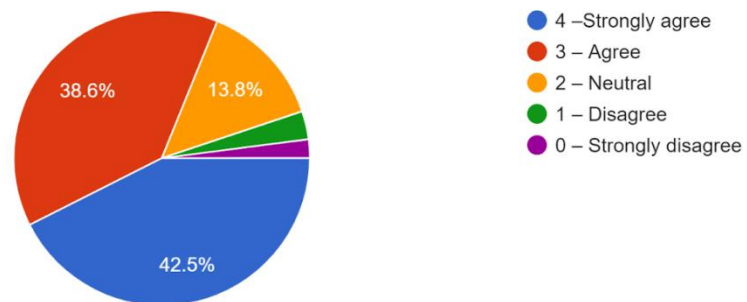
19. What percentage of teachers use ICT tools such as LCD projector, Multimedia, etc. while teaching.

778 responses



20. The overall quality of teaching-learning process in your institute is very good.

778 responses



21. Give three observation / suggestions to improve the overall teaching – learning experience in your institution. (तुमच्या संस्थेतील एकूण अध्यापन शिकण्याचा अनुभव सुधारण्यासाठी तीन निरीक्षणे/सूचना द्या.)
सूचना मराठीत दिल्या तरी चालेल.

778 responses

4. No Suggestion, satisfied.

5. Excellent college.

Yes

Very good

Nothing

No placement

Campus interview

Accelerate training and placement cell activities in the college and arrange campus interviews of companies

Student Satisfaction Survey Analysis in table format:

Sr. No.	SSS Question	Opinions of Responses in Percentage (%)					% of opinions (3&4)
		4	3	2	1	0	
1	How much of the syllabus was covered in the class?	85-100 %	70-84 %	55-69%	30-54%	Below 30%	78.2
		47.9	30.3	14.1	6.7	1	
2	How well did the teachers prepare for the classes?	Thoroughly	Satisfactorily	Poorly	Indifferently	Won't teach at all	86.4
		40.9	45.5	8.1	4	1.5	
3	How well were the teachers able to communicate?	Always effective	Sometimes effective	Just satisfactorily	Generally ineffective	Very poor	83.5
		58.7	24.8	9.4	5.7	1.4	
4	The teacher's approach to teaching can best be described as	Excellent	Very good	Good	Fair	Poor	75.7
		39.8	35.9	19.0	4	1.3	
5	Fairness of the internal evaluation process by the teachers.	Always fair	Usually fair	Sometimes unfair	Usually unfair	Unfair	84.0
		53.7	30.3	10	5.6	0.4	
6	Was your performance in assignments discussed with you?	Every time	Usually	Occasionally/ Sometimes	Rarely	Never	83.1
		61.8	21.3	9.9	6	1	
7	The institute takes active	Regularly	Often	Sometimes	Rarely	Never	


	interest in promoting internship, student exchange, field visit opportunities for students	51	20.2	14.9	7.8	6.1	71.2
8	The teaching and mentoring process in your institution facilitates you in cognitive, social and emotional growth.	Significantly	Very well	Moderately	Marginally	Not at all	79.0
		39.2	39.8	12.4	6.6	2	
9	The institution provides multiple opportunities to learn and grow.	Strongly agree	Agree	Neutral	Disagree	Strongly disagree	80.1
		34.1	46	13.1	6.3	0.5	
10	Teachers inform you about your expected competencies, course outcomes and Programme Outcomes.	Every time	Usually	Occasionally/ Sometimes	Rarely	Never	82.6
		56.9	25.6	10.0	5.3	2	
11	Your mentor does a necessary follow-up with an assigned task to you.	Every time	Sometimes/ Occasionally	Usually	Rarely	don't have a mentor	83.6
		52.8	30.8	9.1	5.1	2.2	
12	The teachers illustrate the concepts through examples and applications.	Every time	Usually	Occasionally/ Sometimes	Rarely	Never	85.6
		59.3	26.3	8.2	4.2	2	
13	The teachers identify your strengths and encourage you with providing right level of Challenges.	Fully	Reasonably	Partially	Slightly	Unable to	82.8
		53.2	29.6	9.8	5.7	1.7	

14	Teachers are able to identify your weaknesses and help you to overcome them.	Every time	Usually	Occasionally/ Sometimes	Rarely	Never	81.1
		54.1	27	9	7	2.9	
15	The institution makes effort to engage students in the monitoring, review and continuous quality improvement of the teaching learning process.	Strongly agree	Agree	Neutral	Disagree	Strongly disagree	81.7
		40.7	41	13.5	3.3	1.5	
16	The institute/ teachers use student centric methods, such as experiential learning, participative learning and problem solving methodologies for enhancing learning experiences.	To a great extent	Moderate	Somewhat	Very little	Not at all	82.7
		50.1	32.6	10.2	5.8	1.3	
17	Teachers encourage you to participate in extracurricular activities.	Strongly agree	Agree	Neutral	Disagree	Strongly Disagree	81.1
		44.9	36.2	11.7	6.2	1	
18	Efforts are made by the institute/ teachers to inculcate soft skills, life skills and employability skills to make you ready for the world of work.	To a great extent	Moderate	Some what	Very little	Not at al	81.6
		50.9	30.7	8.6	8	1.8	

19	What percentage of teachers use ICT tools such as LCD projector, Multimedia, etc. while teaching.	Above 90%	70 – 89%	50 – 69%	30 – 49%	Below 29%	78.3
		36.5	41.8	12.7	8	1	
20	The overall quality of teaching-learning process in your institute is very good.	Strongly agree	Agree	Neutral	Disagree	Strongly disagree	81.1
		42.5	38.6	13.8	4.4	0.7	
Average % of opinions (3&4)							81.17

Higher percentage of students is satisfied with overall quality of teaching learning process in our college. The college and IQAC cell has taken this feedback and students suggestions positively. The college will definitely take positive steps to resolve student's issues in the next academic year.




 (Dr. Sambhaji Pathare)
Principal
 Arts, Science & Commerce College
 Rahuri, Tal. Rahuri, Dist. A' nagar